

SCALEFOUR SOUTHWEST 2012

a part of RAILWELLS

The Town Hall, Market Place, Wells, Somerset BA5 2RB

Saturday 11 August - 10.30 to 17.30

Sunday 12 August - 10.30 to 17.00

Adult - £5.00

Seniors - £4.00

Unaccompanied Children - £4.00

Accompanied children under 15 - free

Website: www.railwells.com



Photo: Wells Tourist Office

Society members can use their Saturday tickets on Sunday also, but must show their membership card and have their ticket endorsed on Saturday.

As we say every year, because we believe it: Railwells has become a very special show in the railway modelling calendar.

Once again it is being held in the delightful setting of Wells Town Hall. Railwells includes **Scalefour Southwest** as an integral part of this annual event. Scalefour Southwest is an annual part of the exhibition, and this year is joined by a special section for EM Gauge, complemented by demonstrators showing how to convert to and model in EM. The exhibition has two layouts under construction to show you how, *Black Lion Crossing* by Geoff Kent and *Bristol Barrow Road* by Robin Whittle. There will be at least 50 exhibits this year including 14 layouts, 17 traders, as well as how-to demonstrations and other displays with emphasis on layout and stock construction. Whether you are considering constructing a layout or not it is always interesting to see what someone else has done. All this will make the show well worth a visit.

Refreshments

Available all day, starting with breakfast baguettes and going on to ploughman's lunches and afternoon tea and cake.

Parking in Wells on a Saturday can be a problem, so if you visit on this day, take the bus, or find a parking space and walk, as nothing is very far. Sunday is a quieter day both in the city and the exhibition. However again this year there will be: Free parking for those attending the exhibition. Just follow the Railwells parking signs.

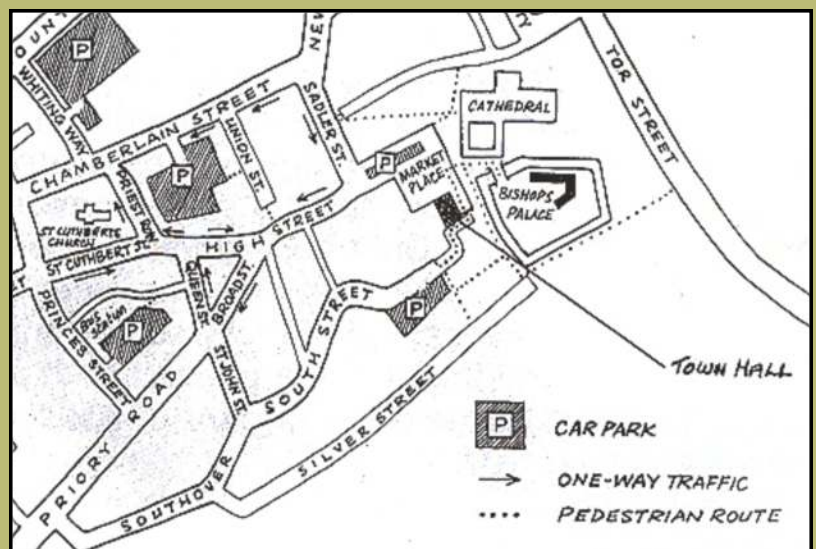
And Wells is a very special city.

The smallest city in England, nestling at the foot of the Mendip Hills, Wells is a conservation miracle, with its historic core almost intact from the Middle Ages. The magnificent Cathedral and Green are jewels in a crown of ancient streets, glorious buildings and characterful shops. Saturday is one of two market days each week. From the Market Place you go through Penniless Porch to the Cathedral, Vicar's Close, the oldest complete continuously inhabited medieval street in Europe, and the Museum. The Bishop's Palace is protected by walls and a moat fed by the springs that give Wells its name. At the end of the Market Place is the Conduit, feeding water from the springs down the High Street. There are many places to visit nearby, Wookey Hole Caves and Mill, Cheddar Gorge, the East Somerset Railway, Glastonbury Abbey, the lake village at Meare, and Clarks Village outlet shopping centre at Street.

Wishing to stay over the weekend?

The phone number of the Wells Tourist Information Centre is 01749 671770. See also advertisement on back page of this Guide.

This Guide was correct when going to press, but for up-to-date information, go to www.railwells.com or www.scalefour.org
Organiser Chris Challis 01749 938362



Coombe Wharf

The harbour at Ferring, West Sussex
in 1903

presented by Frank Warren



The setting is 1903 at the start of the Edwardian Era. Coombe Wharf is the harbour at Ferring, West Sussex, which fictionally is deemed to have grown and merited its own branch railway. Originally built as the Coombe Wharf Tramway, the line has recently been taken on by the LB&SCR, so both industrial locomotives and Stroudley and Billinton designs may be seen. While the branch is worked by the Brighton company, the wharf is shunted by the Harbour Company locos, which are also authorised to run up to Ferring station. Imports include coal landed from North East England, timber from the Baltic Sea, and dairy products from Normandy. The local fishermen auction their catch on the quayside for the London market. Exports are manufactured goods from Great Britain for European markets.

The scenic layout is 10 feet by 18 inches, on three baseboards, designed to fit in my study and be carried in an average sized car. The layout was designed to show that Scalefour standards do not need an elaborate workshop to build a working model railway. Electrically, common control is used with two independent controllers and a panel mimicing a signal box diagram. Rolling stock is a variety of kit-built and proprietary wagons and locomotives, the majority compensated to improve smooth running. The major buildings are scratchbuilt, with some smaller structures from Wills, Ratio and Hornby.

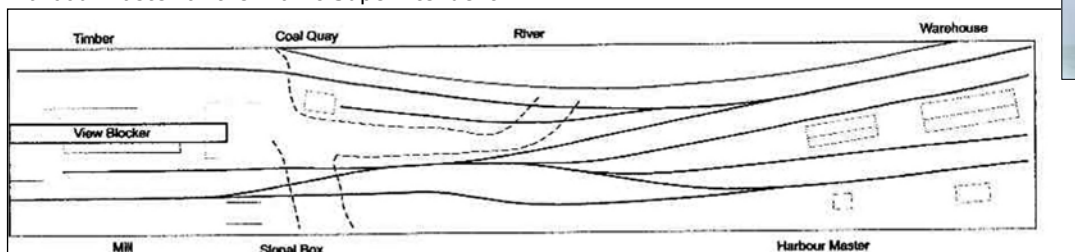
Please feel free to ask the operators for more information about Scalefour and the methods used, but the dockers on the quay may have to refer your questions to the Harbourmaster or the Traffic Superintendent.

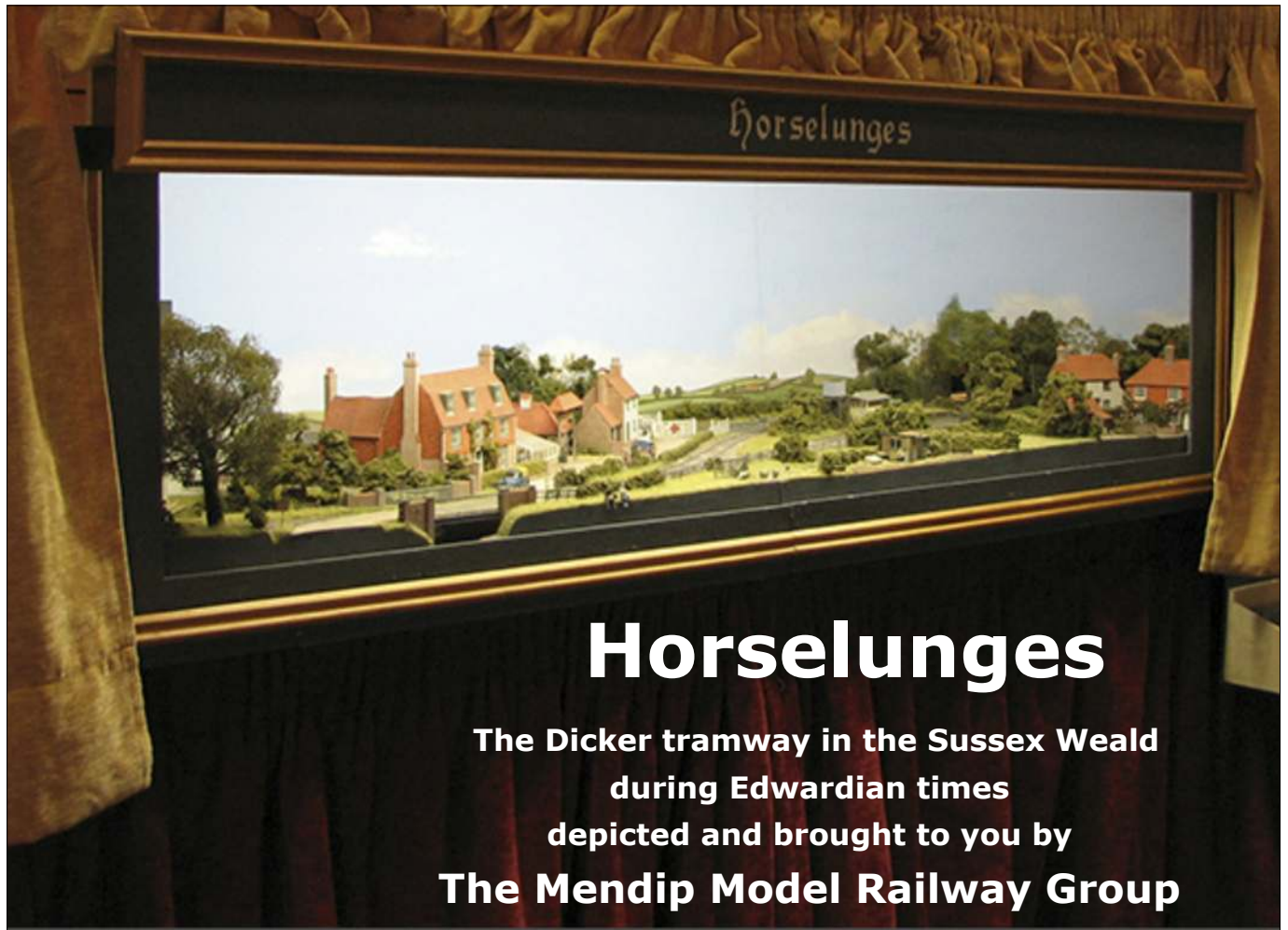
Above and below: Captain David Dornom checks that the flag display conveys the right message for the 1883 Challenge, a matter which reached the pages of *Scalefour News* of the time. *Jim Summers*



Starboard: A traditional Dutch *Tjalk* on this maritime layout. You'll simply have to come to RailWells to see the trains.

Philip Hall





It's the turn of the 19th century and the heyday of the Edwardian railways, but not all railways are thriving.

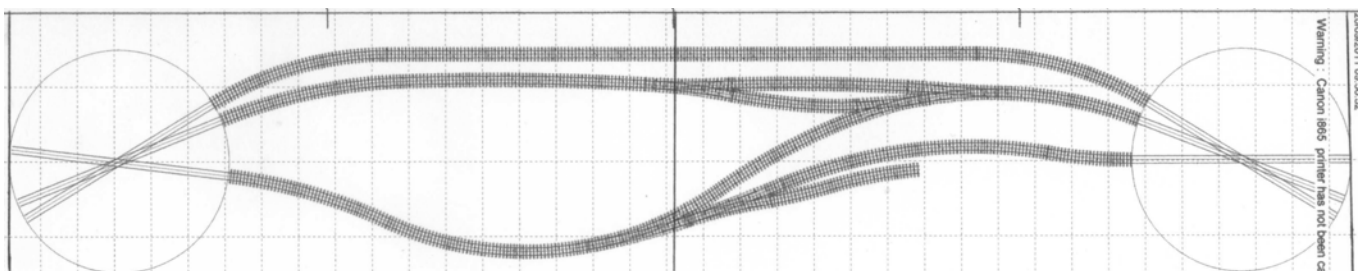
Not far from the bottom edge of the Sussex Weald lies the Dicker Tramway, a small independent light railway connecting the brickfields of Dicker with the market town of Owlsham. An intermediate station serving the village of Horselunges forms the subject of the scene depicted here. Times are hard for the Dicker Tramway, as evidenced by the overgrown track and the varied hand-me-down stock.

All the buildings on the layout are made entirely from cardboard, such as used for soap powder packets, (no expense spared)

and painted with water colours. The buildings are modelled on prototypes all of which can be found within one mile of the East Sussex village of Hellingly.

The layout's curious name comes from the same locality, being that of a nearby manor house.

Photos: Philip Hall



Displays

Historical Model Railway Society

The Society for all interested in modelling or researching the history of Railways in Britain. Join at our sales stand here today and take immediate advantage of our members' discounts. We have much to offer including our computerised photographic and drawings catalogue, Area Group meetings and HMRS Stewards, our in-house research facilitators. Do have a look at www.hmrs.org.uk

Pendon Museum

"*Britain's best landscape diorama*" - as described by Jane Insley (curator, Science Museum, London) - uses highly detailed models to bring the past to life in 1:76 scale. New this year is an Introductory Gallery and redesigned presentation of John Ahern's groundbreaking Madder Valley Railway. Watch authentic trains cross the Dartmoor scene with informative commentaries and visit the Vale of White Horse from the 1930s. Visit www.pendonmuseum.com for more details.

Somerset & Dorset Railway Trust

The Trust was formed in 1965, before the S&D line closed in 1966, as the Somerset & Dorset Circle. From 1969 to 1975 it occupied Radstock station, then moved to Washford on the West Somerset Railway, where it can be found today. For more information visit www.sdrt.org or write to The Station, Washford, Somerset, TA23 0PP.

The South Western Circle

We are a society for railway historians and enthusiasts interested in the London & South Western Railway (LSWR). With a membership of over 500, we aim to enhance knowledge of the LSWR and its successors with research and our quarterly publication of the Circle's magazine *The South Western Circular*. Modelling activities have a high profile, with a sales service, and comprehensive drawing service, photographic and portfolio collections. We hold four meetings a year on Saturdays, featuring illustrated talks on subjects related to the LSWR. For more information on joining, please speak to one of our members at our stand or see our website www.lswr.org

Wells Railway Fraternity

The Fraternity is a railway meeting organisation, with meetings from September to May on the second Tuesday of the month here in Wells Town Hall. Stop at this stand to find out more. On display will be photos of the last year's outings, and the next season's meeting programme will also be available.

You can compare and contrast the scales with the help of the following specialists:

The Three Millimetre Society

For information visit www.3mmsociety.org

The EM Gauge Society

For information visit www.emgaugesociety.com

The ScaleSeven Group

The Southwest Coordinator is John Day; the Membership Secretary is Ron Pitts, 30 Wroxall Road, Solihull, B91 1DS
Tel: 0121 705 4138 www.scaleseven.org.uk

Demonstrations include . . .

Modelling in P4

Terry Bendall

Modelling in EM

Karl Crowther

Model making

Norman Soloman

How to solder

Roger Sawyer

Rolling stock from kits

Andy Watson

Building bouncing signals **Harry Ryland**

Figure painting

Peter Goss

Scalefour Society www.scalefour.org

Danny Cockling will be on hand to resolve any membership matters or to offer a ready ear to visitors who want a chat. The Scalefour Stores are also present at the show.

Danny can be reached at 187, Painswick Road, Gloucester, GL4 4AG. Tel: 01452 534763, and via www.scalefour.org

Other Scales - Other Gauges

G1	<i>Worcester Road</i>	Diesel Depot	Steve Harrod
G1	<i>Pomparles Sidings</i>	Industrial scene between Glastonbury and Butleigh, Somerset	Simon Castins
EM	<i>Black Lion Crossing</i>	North East Wales in the mid-1950s	Geoff Kent
EM	<i>Brixham</i>	GWR 1930's Devon Branch	Ted Farmer
EM	<i>The Brewery</i>	Industrial scene	Ian Manderson
EM	<i>Fryupdale</i>	North Eastern branch station, LNER period	Nigel Hawkins
00	<i>Creech Lane</i>	Micro shunting layout	Phill Smith
Ng	<i>Batty Moor</i>	Settle & Carlisle Railway 1945 to 1965	Twickenham & Dist MRC
2mm	<i>Wansbeck Road</i>	Co Durham colliery village station 1957/62	Mick and Yvonne Simpson

Horsely Bank

Industrial Pre War West Riding Presented by Steve Howe

When I started this layout nearly 14 years ago, the objective was to experiment with various components new (then) to the market. Progress has continued in fits and starts, but scenically has only developed in the last two years, proving that small layouts do not necessarily equate to quick layouts! The original plan was to be able to set the model up on the kitchen table to play with, but as it has developed it has expanded into a self-contained diorama.

Operationally, the track layout allows for complex shuffling of wagons, and there is further scope to develop a logical sequence of moves which would maximise the space and relieve some of the head-scratching experienced towards the end of a long show! Three short sidings serve a textile mill; an engineering works and a longer siding which is modelled to suggest a truncated route going off-stage. The access to the loop is via a sector plate, which also connects to a 'kick-back' line which runs along the street (from Huddersfield) at the rear to a concealed cassette. The length of the loop and sidings was actually quite carefully thought out; the sector plate holds an 0-4-0 and three wagons, the loop and upper siding in the mill yard can hold a loco and four wagons. The lower headshunt can only hold a loco and two wagons. Thus to shunt the long front siding means wagons have to be moved singly or in pairs, because the 'slip' (actually two A5 turnouts overlaid on each other) is only one sided, wagons destined for the Leethams engineering factory siding have to be taken into the headshunt, then drawn into the long siding and propelled back, (always assuming the headshunt is empty and the long siding has sufficient room!). In short, it's a shunting puzzle, and as such can absorb many hours of totally mindless playing trains or some very complicated shunting moves, depending on your point of view!

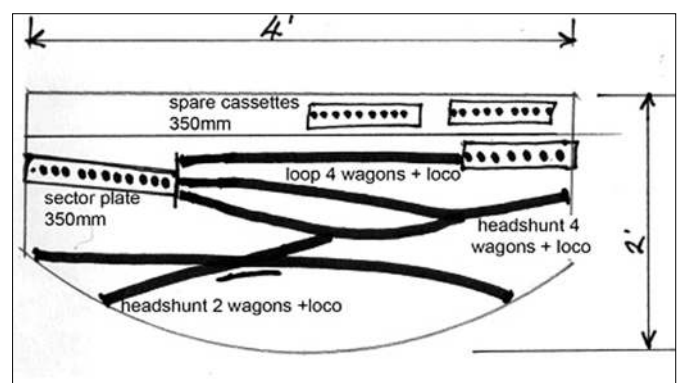
Track construction is entirely traditional with ply sleepers and rivets, steel rail and cosmetic chairs from C + L. All are laid on cork supported by a 12mm MDF track base. Point operation, which is still an on-going experiment, uses 3v motors with an

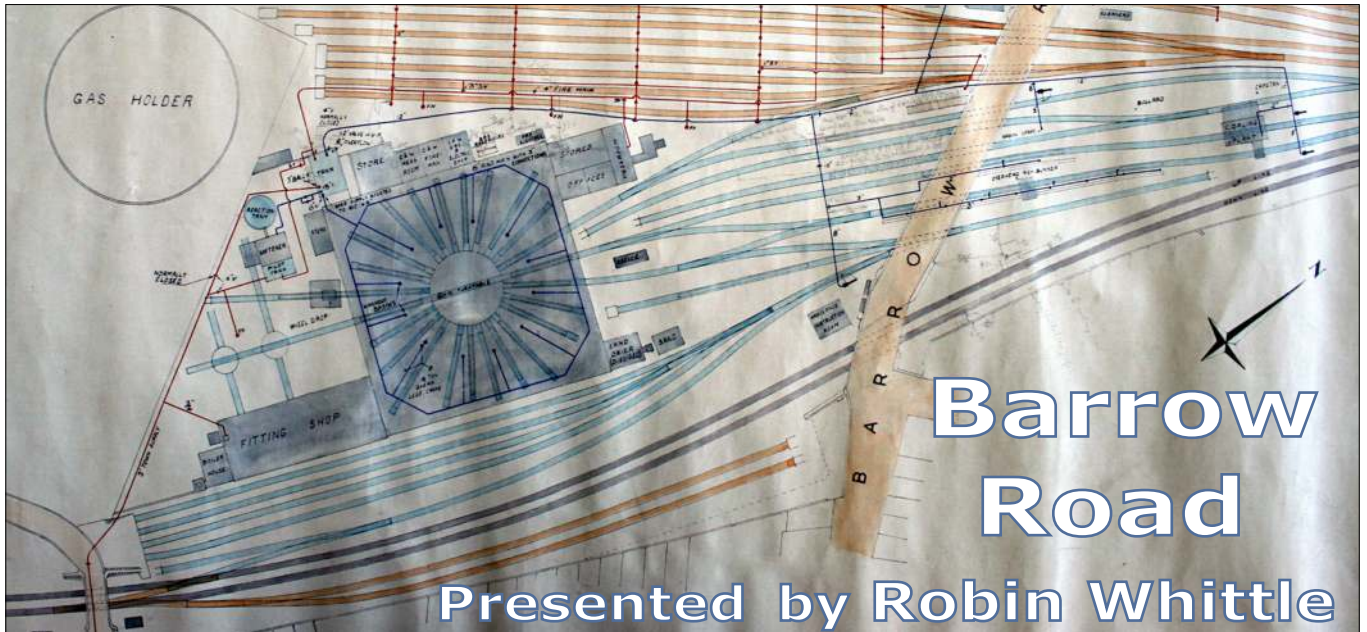
integral 1:200 gearbox. Point power is entirely separate from the main control using heavy duty batteries. In 10 years I have only changed the batteries once. Buildings are mainly embossed styrene, heavily weathered, with windows made from finely cut self-adhesive address labels.

The many examples of signwriting, typical of pre-War industrial areas, were mainly done on the PC mostly in ordinary Word packages, or Photoshop. In some cases they were printed on to waterslide decal paper.

Control is via an electronic feedback controller, and a hand-held controller would make operation more versatile. Couplings are still 3-link, but since the layout has become more 'built up' are not really practical, and I intend to persevere with Alex Jackson couplings. I am continuing to experiment and develop new ideas: currently the backscene is being extended to give a sense of depth, and the whole arrangement of buildings and structures is conceived as a 'stage set' which is why the viewing angles are deliberately restricted.

If you have any questions about the layout please feel free to ask – I prefer talking to shunting!





With the assistance of members of the Glevum Group, Robin Whittle will be presenting his a-bit-more-than-embryonic layout *Bristol Barrow Road*, which is set in the 1950s early 60s period of BR. Based on the former Midland Railway shed in Bristol, this features a 24-road operational roundhouse, coaling tower and ash plant, together with a section of the Bristol to Gloucester main line, which passed alongside the shed yard.

At present it consists of seven scenic boards, which contain the Roundhouse and Workshop buildings (assembled from a kit of laser cut and etched parts produced by York Modelmaking), Coaling tower, Ash Plant and Lawrence Hill Junction Signal Box..

The Templot track plan is the work of Morgan Gilbert, who also produced a set of templates for all the turnouts, while the boards have been designed and built with assistance from Chris Yates.

The initial phase of track laying is nearly complete and wiring is in progress. It is hoped that the turntable pit will be available at the show. Research material will be available, and Morgan Gilbert and Paul Hutfield will be on hand with a selection of kit and converted RTR stock, including locomotives, coaches and wagons, which will be used on the layout. Morgan will also demonstrate the Templot track plan and hopefully some 3D modelling of components for the shed building.



Suppliers of your modelling requirements

ASPIRE GIFTS & MODELS Unit 9, Court Farm Business Park, Buckland, Newton, Nr Dorchester, Dorset DT2 7BT

Tel: 01300 345355; Email: Edward.aspire@btinternet.com; Website: www.aspiregiftsandmodels.co.uk

DCC specialists, retailing Lenz, Gauguiermaster, Bachmann Dynamis and Hornby. Suppliers of chipped locomotives, new and pre-owned locomotives for chipping, and a chipping service. We offer our own range of 00 and N Gauge Lighting and people for stations and streets, witches and bulbs. scenic accessories, including diecast vehicles, card kits, flocks. scatters and mats, and all those useful little bits which we modellers love but struggle to find. For a friendly chat, helpful advice give us a try.

COOPER CRAFT

The Willows, Broom Lane, Oak, Taunton TA3 1BE. Tel: 01823 461961; E-mail: coopercraft@googlemail.com; Website: cooper-craft.co.uk

Another visit by Paul Dunn, with his range of plastic wagon, coach, and lineside kits in 4mm and 16mm scales. Paul also distributes Slaters 4mm kits. And of course, he offers paints and things to complete them

COMET MODELS

"Charnwood", Firs Road, Ross on Wye, Herefordshire, HR9 5BH Tel: 05602 602188 www.cometmodels.co.uk Email : sales@cometmodels.co.uk

Comet Models will have their new BR Britannia chassis on display. This follows the recent pattern of being etched in nickel silver, being easier to build sprung, and being adaptable to 00, EM and P4 gauges. It has been designed to fit the China-built Hornby model, but will also fit a DJH cast body. The latest addition to the extensive coach range will also be on display: a GWR/BR driving trailer - ideal as a one-coach branch line train. Built in 1955 to Diagram A44, these were intended for use in South Wales, but were dispersed to other areas as DMUs took over some services. Mashima motors and Comet's own gearboxes will also be available, as will the usual large range of etched and cast loco and coach accessories.

CSP MODEL ENGINEERING, HAY DEVELOPMENTS/AGENORIA

Roger Slade, Maple Cottage, 15, Dorchester Rd, Stretton, Dorchester, Dorset, DT2 9RU. Tel: 01305 751544; Email: cspmodels@waitrose.com website: www.cspmodels.com

We will be bringing both our 4mm and 7mm range of loco kits., and will also be displaying our full range of Hayes Developments Coach Kits, as well as our Frogmore Coach Accessory range. New kits on sale at Railwells will be the LSWR C14 loco kit, Sentinel 0-4-0 Steam Shunter, Manning Wardle ex (Isle of Wight) FYNR Railway/SR. For more information please see the website.

C+ L FINESCALE

'Aran Lodge', Severn Road, Hallen, Bristol, BS10 7RZ (4 miles north of Avonmouth (M5 Junction 18). Callers are welcome at our unit, but please phone first. Tel: 01179 505 470 Email: sales@finescale.org.uk Web: www.finescale.org.uk

C&L Finescale has passed its 1st Birthday in the hands of ourselves, Pete and Jo Llewellyn, as new owners. We have striven to continue the excellent level of service that customers have come to expect, with most orders being dispatched on the day of receipt. For those who don't know us, we specialise in Finescale 'Trackwork Components' including our popular easy build 'Turnout in a Bag' kit, that comes with everything you need to make a prototypical looking turnout, that can be curved if required. As it is glued together, there is no need to be an expert at soldering, and is a sound idea for the people looking to improve the look of their trackwork, without using the Copperclad system. We make the Carr's range of solders, fluxes and metal treatments, such as pre- and post- soldering chemicals, which help to ensure you make a strong soldered joint, as well as a range of products for metal blackening. We also sell a range of baseboard fitting and coverings, as well as a range of ballast and other scenic items. We are the UK's only Distributor for Tortoise Point Motors and attachments and offer value packs of 6 or 12 motors at a reduced price per motor. Finally, there is our laser-cut Timber Track range. We offer plywood track bases, which can be curved to produce flowing trackwork, on which you build up your turnout or plain track (again using glue not soldering!). We have too our range of high quality and detailed laser-cut kits for buildings. Please visit our stand to collect our free Catalogue and Price list.

DART CASTINGS with Monty's figures and MJT

17 Hurst Close, Staplehurst, Kent TN12 0BX; Email: nigel.hate@btconnect; Website: www.dartcastings.com

The DART CASTINGS 4mm range of cast pewter and white metal horse drawn vehicles, station and lineside detailing items, all the figures in the MONTY'S MODEL RAILWAYS range and the full range of MJT scale components are available, together with etched brass kits from Shire Scenes and items from Dornaplas and Springside. Etches and castings from Scale Link and detailing parts from A1 will also be on sale, along with a range of acrylic and enamel paints. In addition, a modest selection of items for other scales will be on the stand.

DRAGON MODELS 9 Kingsley Close, Sully, Penarth, CF64 5UW

Tel: 02920 531246 e-mail: chrisbasten@fsmail.net Web site: www.dragonmodels.co.uk

With the growing range of etched brass kits in 4mm and 7mm scales, pre-lettered PO wagon kits, some new RTR locomotives in 7mm scale, and new lost wax castings, Dragon Models hope you will find something of interest.

EAST SOMERSET MODELS

The Railway Station, Cranmore, Shepton Mallet, BA4 4QP. Tel: 01749 880651; Web site: www.esmodels.co.uk

We offer a comprehensive range of 'N', 'OO' & 'O' gauge models from all the leading suppliers. East Somerset Models started in 1999 and is situated at the East Somerset Railway at Cranmore. We are open each week, Wednesday to Sunday, 10.00am to 4.30pm, plus additional Bank Holidays. We specialise in 'N' and 'OO' scales, but also carry an expanding range of 'O' gauge items. Apart from the main suppliers, Hornby, Peco, Bachmann, Dapol, etc. we also stock products from a number of lesser known manufacturers. We take all the major credit/debit cards and also offer a mail order service.

EILEEN'S EMPORIUM

Unit 19.12 Highnam Business Centre, Newent Road Gloucester GL2 8DN. Tel: 01531 828009;

E-mail: sales@eileensemporium.com Website: www.eileensemporium.com

The great place for quality hand tools, along with an amazing selection of sheet, strip, angles, shapes, tube, rod and wire in brass, nickel silver, copper and phosphor bronze and others. Plastics from Evergreen and Slaters. Solders, Fluxes, Adhesives, Blades, Drill Bits, Dies, Screws, Nuts and Bolts. You can also see it and buy on line.

LYNTON AND BARNSTAPLE SALES

Mark Bladwell, 16 Williams Close, Longwell Green, South Gloucestershire, BS30 9BS or telephone Woody Bay Station on 01598 763487 (Woody Bay Station, Martinhoe Cross, Parracombe, Devon. EX314RA) Website: www.lyntonrail.net2media.co.uk

First opened in 1898, the Lynton & Barnstaple Railway in North Devon was one of the world's most famous and picturesque narrow gauge railways, but closed in 1935. Passengers can now travel along part of the original route within the Exmoor National Park above the Heddon Valley near Parracombe, and are once again able to taste of what will, we hope, one day become one of the ultimate heritage railway experiences of the world! Trains now run over the recently completed bridge 67, making a total run of over one mile.

MOUSA MODELS

745 High Road, Leytonstone E11 4QS Tel: +44 (0)7586 415287 Email: sales@mousa.biz; Website: www.mousa.uk.com

Bill Bedford now offers resin-moulded coaches, wagons and locomotive kits, all designed with the ease of building in mind.

RAIL-BOOKS.CO.UK

9 Coney Close, Langley Green, Crawley, West Sussex RH11 7QA Tel: 01293 406137 Web address: www.geoffgamblebooks.co.uk ; on-line sales at www.Rail-Books.co-uk

Formerly known as Geoff Gamble Books, RAIL-BOOKS.CO.UK stocks a wide range of books on prototype and model railways from all major and many minor publishers. As well as books on other forms of transport, second-hand and remaindered titles are sold subject to availability. Any title not on display may be ordered by mail-order. Books may also be ordered securely on-line.

ROXEY MOULDINGS

58 Dudley Road, Walton-on-Thames, Surrey, KT12 2JU Tel/fax: 01932 245 439.

Specialising primarily in SR (and constituents) with a range of finescale coach kits, including EMUs, Roxey does not ignore other railways - especially the GWR, S&D and Metropolitan. Also available is a range of accessories including Precision Paints, Carr's solders, Mashima motors and gearboxes.

SCALEFOUR STORES

120 Hayhurst Avenue, Middlewich, Cheshire, CW10 0BD Tel: 01606 835708 (between 9-10 am and 7-8 pm only) Website: www.scalefour.org

The Society's own "Stores" stand. On sale will be the latest turnout units and loose-heel switches, and the gauges for making and fine-tuning pointwork, also point blade fitting jigs, crossing vee assembly jigs, and components for riveted plywood trackwork construction. The Scalefour Society locomotive springing units designed by Dave Bradwell are also available, together with the ever-popular etched nickel silver lever frame kit, and the Puterona. For conductor rail fans, the Stores can supply lost-wax castings for the end ramps, correct profile rail, and highly-detailed conductor rail chairs. Now is the time to study your Scalefour Stores price list and decide which items you require for the autumn modelling season. Send Sales Officer, Jeremy, your order now and collect it at Scalefour Southwest, or ask him to help your selection on the day. Jeremy also offers a bespoke profile milling service and will provide details of this on request.

WIZARD MODELS (Inc. MSE/51L)

P.O. Box 70, Barton upon Humber, DN18 5XY, 01652 635885 E-mail: andrew@modelsignals.com website : <http://www.wizardmodels.co.uk>

The MSE arm of Wizard Models produces the most comprehensive range of semaphore signalling parts in 4mm (and other) scales. These are packaged in component form for the modeller to construct signalling in the same way as the prototype: arms, finials, posts, brackets and accessories are selected and assembled, enabling you to recreate most prototype designs on your layout. A number of complete kits for the more common prototypes are also available, as are the first parts in a new range of colour light signals. Items such as lever frames, and level crossings are provided in kit form to complete the range. Wizard Models is also the parent of the 51L range of 4mm scale locomotive, carriage and wagon kits and components. This range is continuing to expand, with new wagon kits in development covering prototypes from around 1900 to the present day. Also available exclusively from Wizard Models are the Sprat & Winkle Line and DG autocouplings for 2, 3, 4 and 7mm scales. We also carry a range of useful materials for the modeller, including point motors, cork and foam underlays, solvents, solder and fluxes. For details of all our products, ask for a price list on the stand, send five first class stamps to the above address, or visit the web site, where you can shop online.

ZTC CONTROLS

PO Box 4454, Yeovil, Somerset BA20 9EZ Tel: 01963 441219 Email: sales@ztccontrols.co.uk Website: www.ztccontrols.co.uk

ZTC Controls is the only supplier of DCC equipment manufactured in England and under the ownership of Neil Kinison aims to provide a friendly and helpful service to both existing and new customers. Please contact us for your DCC requirements.

Visiting Scalefour Southwest ?

Treat yourself to a luxury weekend for two.

The Swan Hotel is offering a very special rate for dinner bed and breakfast of £66.60 per person per night for a minimum two night stay. All you have to do is phone 01749 836300 and quote the reference Railwells.

The hotel is situated just round the corner from the Town Hall in the Market Place, facing a gap in Sadler Street through which you can see the Cathedral.



Memories of 2011: Crockherbtown by Rob Foot.

Photo: David Brandreth



Horsley Bank Photo: David Brandreth