

Scalefour Southwest 2023

When

Saturday 12th August: 10:30–17:00
 Sunday 13th August: 10:00–16:30

Where

Town Hall, Market Place, Wells, Somerset BA5 2RB


Entrance

Adult: £8.00
 Children 14-17: £5.00
 Accompanied children under 14: Free
 Wheelchair users: Free

Scalefour Society members can use their Saturday tickets on Sunday also, but must show their membership card and have their ticket endorsed on Saturday.

See

www.railwells.com, www.scalefour.org



In spite of the very hot weekend, last year's show was extremely well received; to build on this **Scalefour Southwest** this year has some very interesting exhibits.

Of the 14 layouts booked to attend some are very different and include *Sandsifters* (a P4 layout built on a surf board,) *Port Jubilee* (a 2mm layout built as an oval just 2ft by 10ins), *Foxcote New Pit* (a Somerset & Dorset Layout in 2mm), *Ryton Road* (started in EM by the late John Spencer and now converted to P4), and lastly *Bridgwater* (another S&DJR layout set in 1904 in 7mm).

The exhibition caters for experienced modellers as well as those starting out and interested in learning more. There are 2 layouts unfinished that will show how someone else builds a layout, and you can ask questions and discuss what you need to know.

There are a range of demonstrators who might not be working in the scale you wish to, but the experiences they pass on can be invaluable. The traders will have lots of things that will keep your project on the right track. As well as items you are looking for you might find something you were not.

The Scalefour, EM Gauge and 2mm society membership secretaries will be in attendance over the weekend for any questions you might have.

Refreshments by The Wookey Hub

Available all day, refreshments in the exhibition will be provided by The Wookey Hub from Wookey.

Travel and parking

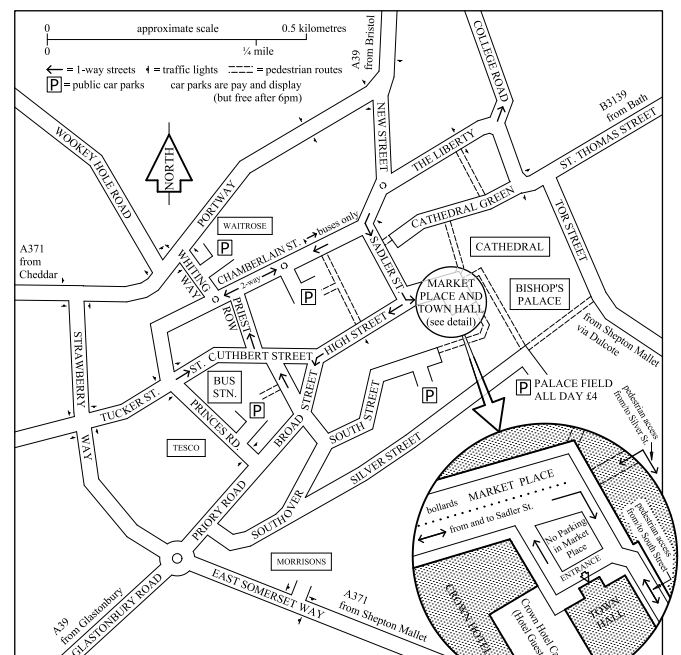
Parking in Wells on a Saturday can be a problem, so if you visit on this day then take the bus or find a parking space and walk, as nothing is very far. Sunday is a quieter day both in the city and the exhibition. However, this year there will again be specific parking for those attending the exhibition, at £4. Just follow the prominent *Railwells/Palace Field* parking signs.

About Wells

Wells, England's smallest city, was granted a Royal Charter by King John in 1201, awarding it the status of a free borough.

Wells takes its name from the springs that rise in the gardens of the Bishop's Palace; this water flows through the conduit in the Market Place and on down either side of the High Street.

Nestling at the foot of the Mendip Hills, the city is a conservation miracle, its historic core preserved almost intact from the Middle Ages. The magnificent Cathedral of St Andrew and its green are jewels in a crown of ancient streets, glorious buildings and characterful shops. There is a good range of places to eat in the city from fish and chips to top class hotels.



Where we are

Vehicular access to the Market Place is only possible via Sadler Street (from either New Street or The Liberty)

Wishing to stay over the weekend?

The Wells Tourist Information Centre can be reached on 01749 671770 or www.wellssomerset.com.

Organiser: Chris Challis

scalefoursouthwest@scalefour.org

Scalefour Southwest by public transport

There is now a bus service to Wells from Bristol that is at least half-hourly. The bus is the Mendip Xplorer service 376 from Bristol to Wells, Glastonbury and Street. For those travelling by train, the bus stop at Bristol Temple Meads is at the bottom of the station approach. In Wells the bus stops at the HSBC bank 150 yards from the Town Hall. For the return journey, it is best to go to Wells bus station as the bus departs from here, or ask at the exhibition ticket office. The bus is normally a comfortable double-decker and, appropriately, in a dark shade of Somerset and Dorset Joint Railway blue.

You can find a full up to date timetable by going to the www.firstbus.co.uk website, choosing Timetables from the menu, and then 'Bristol, Bath and the West', and then entering '376' for the required route and choosing 'Find Timetables'. Timetables currently exist for both Saturday and Sunday.


3D Printing

David Burnett



David will be presenting the methods he has used to produce one piece locomotive bodies and small coach bodies in 4mm, 3mm, and 2mm scales. These are designed using Fusion 360


CAD software and printed on an Elegoo Saturn S printer using Water Washable resin. He will be happy to discuss the methods he uses to achieve this, and perhaps also learn from the experiences of others.



Clinkerford

Paul Hutfield

Built originally by John Darch, Paul Hutfield now owns and exhibits the layout, together with a group of friends, with changes made to move the layout and rolling stock into the 1950s/60s. The layout is based around the Cinderford area in the Forest of Dean.



Parkend Marsh Sidings

John Farmer



Built by DRAG member John Farmer, the sidings were situated at the end of a small branch line situated at right angles to Parkend station in the Forest of Dean. The layout represents the later period of operation of the sidings prior to closure of the Lydney to Parkend section in 1976; it also features John's rather good scenic work, more of which can be seen on **page 17** of *Scalefour News 232*.



Scalefour Southwest 2023

Attractions

North 9th Street Terminal Brooklyn

Neil Kinison

Although I have always been a keen fan of the GWR I had an inkling to do something different. A change of scale (P87) and prototype can bring a whole new set of challenges. I have always had an interest in American Railroads, and the overall scheme had to be a compact diorama to be a manageable exhibition layout. Eventually I came across the website www.bedt.info which is a mine of information on New York railroads.

The offline terminals in all their variety provided plenty of inspiration for a model and eventually I decided on a yard around North 9th Street in Brooklyn. As to compact, it depends on your point of view, with a new street scene now added on the right hand side. Pre-war seemed a good period to model, with rolling stock no more than 40 feet long and mostly steam locos for motive power.

I started with HO standards, but Brian Harrap persuaded me that P87 was easy enough and looked better too, so I changed.

The stock is all commercial, mostly ready-to-run and a few kits. I started by fitting sprung bogies but soon found these unnecessary. Kadee 158 'scale' couplings are standard. Motive power is a mixture of steam and diesel, the boxcab has a scratch-built chassis and twin motors, and other items are awaiting completion.

Buildings and scenic work have been undertaken jointly with my compatriot Steve Vaughan-Mennell. The buildings are either scratch-built or heavily modified kits. The carfloat and tug started life as Walthers kits. The backscene is courtesy of Gordon Gravett.

My grateful thanks to Philip Goldstein and his extensive web site www.bedt.info, without which this layout would not have been possible.



Kit and scratch built wagons in 4mm

John Chambers

John will be demonstrating kit built wagons, covering various springing methods and compensation that can be used in 4mm scale to help keep your models on the track.



Ruyton Road

Paul Bannerman

Built by the late John Spencer in EM gauge, *Ruyton Road* appeared at a number of shows in the 1990s and the early years of the new century. It was to me inspirational in practically demonstrating that a small layout could provide both interest and a clear sense of place.

The layout had been passed on and the most recent owner had done a fine job of maintaining it and had changed its time frame from the early 1920s to early British Railways to reflect his main interest.

On becoming the new custodian in June 2021 I had no intention of fundamentally changing the context of the layout apart from reverting back to an earlier period to reflect my interests. Now converted to 18.83, the model maintains the original premise, an imaginary branch of the Shropshire and Montgomeryshire Railway from Kinnerley Junction to Ruyton XI Towns and serving a nearby quarry. The branch terminated some way short of the town it professed to serve when monies ran out, hence the "Road" tag.



Track is constructed using ply sleepers and plastic chairs with turnout sleepers interlaced. Control is DC and points operated by servos. Rolling stock is a mixture of converted ready-to-run and kit built from a variety of sources with the aim of giving a flavour of a light railway "Colonel Stephens" line in the 1920s. Needless to say I'm still working at it! See "[Ruyton Road update](#)" on page 3 for further details.



Soldering for beginners

Roger Sawyer

So many people are under the impression that soldering is difficult, and it is sometimes referred to as 'The Black Art'. Nothing is further from the truth and Roger aims to explain the basics and to get participants soldering almost immediately.

Taking part you will go away with a small, soldered joint which you will have done on your own.

Practice these basic instructions and you will soon be a competent solderer.

Youngsters, both boys and girls, are particularly welcome, indeed encouraged, to try their hand at this much feared art. Any modeller or prospective modeller will be at a disadvantage if they are unable to make a soldered joint.



Hand built track


Terry Bendall

Regardless of the scale or gauge used, anyone who wants to build track formations which more closely resemble what was used in the prototype will eventually have to resort to building their own track, either making use of kits or simply using sleepers and rail.

Terry Bendall will be demonstrating how to build plain track and point work in 4mm scale using a range of methods and materials and will cover the use of bull head and flat bottom rail.



Although the techniques shown will be of work to P4 standards in 4mm scale, they can be applied to other scales and gauges and will show that building track by hand is not that difficult.



Torre

Martin Rees

Torre was, and still is, one of the main stations on the GWR's Kingswear branch.

In its heyday, it was the main goods depot for Torquay; even today it retains most of its original buildings (which have been listed Grade II) and is served by many trains daily.

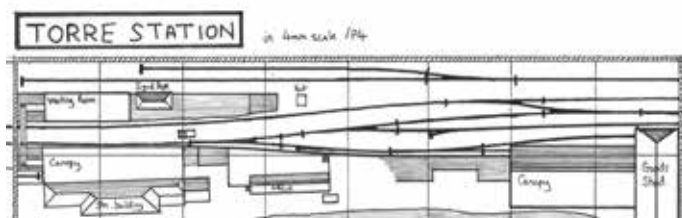
When deciding on this P4 layout, I was very much influenced by Iain Rice's layout designs, particularly the plans that had "bitsa" stations - I chose Torre, with its short platforms and a constrained setting as it allowed for a very compact, but richly detailed layout. Fortunately, there were a number of very short Torbay portions with Castle haulage that can be presented.

In the years since its last appearance as a work-in-progress at Rail Wells in 2013, I have amassed most of the information and materials I will need to complete the layout visually, although there are still some gaps in coverage.

The layout is built to P4 standards, using C&L steel flex-track, hand-made points and Cobalt point-motors. Gaugemaster DC controllers are used.



The 06:55 Newton Abbot -Churston auto-train passing through, ready for its day working the Brixham branch. This was one of two such workings daily through Torre in each direction, the other being the 08:40 Moretonhampstead - Paignton and return working.



Attractions

The Scalefour Society

Members of the Committee will be available on the Society Stand throughout the show so please do stop for a chat about Society matters.

We will be pleased to deal with any queries that you may have, suggestions about what the Society does and feedback on the show.

If you are not a member of the Society, the Team will be

able to give you more information on what the Society is about and the benefits of membership. Our **Membership Secretary**, Steve Carter, will be on hand if you are inspired by the show to join the Society.

Most importantly, if you have any queries about any aspect of railway modelling this is the first port of call to ask for assistance — if the Committee members on the stand don't know the answer to your query, they will know someone who does and will be able to point you in the right direction!

The Somerset coal canal at Wellow c1826

Tim Venton

Presented here is my rendition of the Somersetshire Coal Canal at Wellow. The canal from Radstock to Midford was converted to a plateway of 3'4" gauge in 1815. An early steam engine was tried in August 1826, which sets the date for this model. The canal was purchased by the later Somerset & Dorset, for conversion into a railway. Much of the canal was destroyed by the building of the S&D.

The tunnel (which still exists) at Wellow forms the inspiration, plus there was an aqueduct over Mill Lane. No known photographs exist of the plateway, so it will be quite difficult to 'prove me wrong'! Getting the Georgian landscape to look convincing is another challenge. Even more challenging will be the horses, but pro-tem, the steam engine may work.

A Scalescenes church saves a lot of time, while the track is PECO code 100 rail laid on its side. Everything else must be scratch built, including the wheels on the waggons.



Starting in P4 - chassis for RTR locos

Gavin Clark

Gavin will have a variety of RTR locomotives either fully or partially converted to P4 using Brassmaster's Esichas, or Penbits, conversion kits.

In addition he will be available to talk all things Editorial - perhaps you have an article you would like to write and would like to know what is involved.

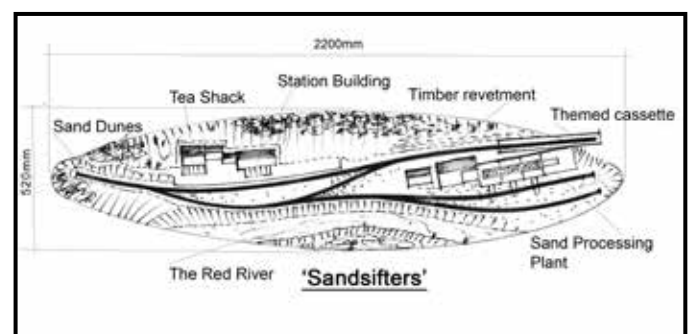


Sandsifters

Steve Howe

Layout built on a surf board, not something that has been done before to my knowledge. For me it has been the basis of my flight-of-fancy station on my imaginary Red River Valley Light Railway, based upon the real Hayle Railway which was an early railway in West Cornwall — constructed to convey copper and tin ore from the Redruth and Camborne areas to the sea ports.

The RRVLR was built to standard gauge to facilitate through workings of wagons without the need for laborious trans-shipment. Track was very light flat-bottomed rail spiked to sleepers obtained second-hand from the GWR. The Company invested in one steam locomotive, a Hudswell Clarke 0-4-0 saddle tank, and around a dozen 8 ton wagons acquired secondhand from the Cambrian Railway.



The Other Attractions

Whilst visiting **Scalefour Southwest** there is of course the rest of the show to visit as well, and here is a brief summary of the other attractions you will find.

2mm

Port Jubilee - HR coastal terminus (MRJ 293) by Anthony Yeates.

Foxcote - Fictitious northern S&D (MRJ 293) by Jerry Clifford.

N gauge

Churnbury - GWR based on Tetbury, by David Mace.

4mm/EM gauge

Lochty - NBR East Fife goods terminus, by Andy Cundick.

4mm/OO gauge

Ewe - Small layout for operation, by Rob Gunstone.

St.Nicholas - BR branch terminus 1970/80 by Phil Ried.

S scale

Abbey Street - Steam to diesel transition era, by Jas Milham.

7mm/O gauge

Bridgewater S&D J - S&D Joint in 1904, by Trevor Gibson.

Temple Meads Goods Shed - Brunel's shed, by Pete Boyce.

Trade Support

ASPIRE GIFTS & MODELS

Unit 4, Court Farm Business Park, Buckland Newton DT2 7BT

www.aspiregiftsandmodels.co.uk 01300 345355

RTR models, accessories and DCC supplies

BILL HUDSON TRANSPORT BOOKS

Unit 1, Dimple Road Business Centre, Matlock DE4 3JX

www.billhudsontransportbooks.co.uk 07921 833469

New and secondhand transport books, particularly railways

BRANCHLINES

PO Box 4293, Westbury, Wiltshire BA13 9AA

sales@branchlines.com 01373 822231

Rolling stock kits, motors, gearboxes and wheels

C&L FINESCALE

125 Reaver House, 12 East Street, Epsom, Surrey KT17 1HX

www.clfinescale.org.uk 01372 748490

Trackwork components

DART CASTINGS/MONTY'S FIGURES/MJT

17 Hurst Close, Staplehurst, Tonbridge, Kent TN12 0BX

www.dartcastings.co.uk 01580 892917

Scenic modelling supplies and rolling stock accessories

ROXEY MOULDINGS

58 Dudley Road, Walton-on-Thames, Surrey KT12 2JU

www.roxeymouldings.co.uk 01932 245439

Kits, materials and tools

AMBERLY COMPONENTS

www.amberlycomponents.co.uk

Tools and materials for the hobby

ATTWOOD AGGREGATES

attwood.aggregates@yahoo.com

Scale track ballast

BROAD GAUGE SOCIETY STORES

Pre orders collect only

EMBA HOBBY & CRAFT

www.ebmahobby.co.uk

Laser-cut storage and tools

SCALEFOUR STORES

120 Hayhurst Avenue, Middlewich, Cheshire CW10 0BD

www.scalefour.org/stores/stores.html 01606 835708

Supplies for the discerning modeller

STONYBRIDGE STRUCTURES & MODEL SOUNDS

Unit 110i, Wearfield, Enterprise Park East, Sunderland, SR5 2TJ

www.stoneybridge.co.uk 07970 883663

Laser-cut modelling kits, and model sounds.

RAILWAY CHILDREN'S CHARITY BOOK SALES

See below for details of the charity.

WELLS RAILWAY FRATERNITY BOOK SALES

All proceeds in aid of the Railway Children Charity

www.railwells.com

Book sales for a deserving cause

Specialist Societies/Displays

Somerset & Dorset Railway Trust

The Trust was formed in 1965, before the S&D line closed in 1966. From 1969 to 1975 it occupied Radstock station, then moved to Washford on the West Somerset Railway, where it can be found today. Find out more at www.sdrt.org.

Railway Children Charity

The charity provides protection and opportunity for children with nowhere else to go and nobody to turn to. Every year thousands of children across the UK, India and East Africa run away or are forced to leave homes that have become unbearable for many reasons. Reaching a child as soon as possible is crucial to avoiding them becoming entrenched in street life, or targeted by abusers. "We race to get to children before the streets get to them". Find out more at www.railwaychildren.org.uk.

Wells Railway Fraternity

The Fraternity is a railway meeting organisation, with meetings from September to May on the second Tuesday of each month here in Wells Town Hall. Find out more at www.railwells.com.

Lynton & Barnstaple Railway Association

The Lynton & Barnstaple Railway opened as an independent railway in May 1898, and the Association was formed in 1979. Find out more at www.lynton-rail.co.uk.

Pendon Museum

'Britain's best landscape diorama' — as described by Jane Insley (curator, Science Museum, London) — uses highly-detailed models to bring the past to life in 1:76 scale. Watch authentic trains cross the Dartmoor scene with informative commentaries, and visit the Vale of White Horse from the 1930s. Find out more at www.pendonmuseum.com.

The 2mm Association

The Roadshow with Paula Martin. Find out more at www.2mm.org.uk.

The EM Gauge Society

Demonstration of EM modelling with Andrew Ulllyott. Membership Michael Spearing. Find out more at www.emgs.org.

The Scale 7 Group

Demonstration of trackwork and working in S7 — find out more at www.scaleseven.org.uk.

ESSMEE

Live steam locomotives and traction engines.

Modelling French meter gauge railways

Demonstration by Gordon Gravett.